

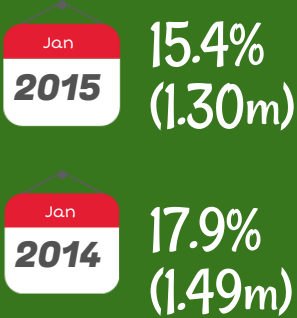
2015



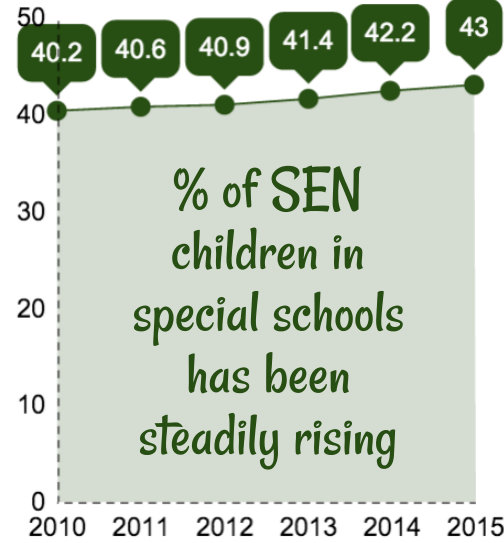
# An SEN Infographic of the latest SEN statistics in England



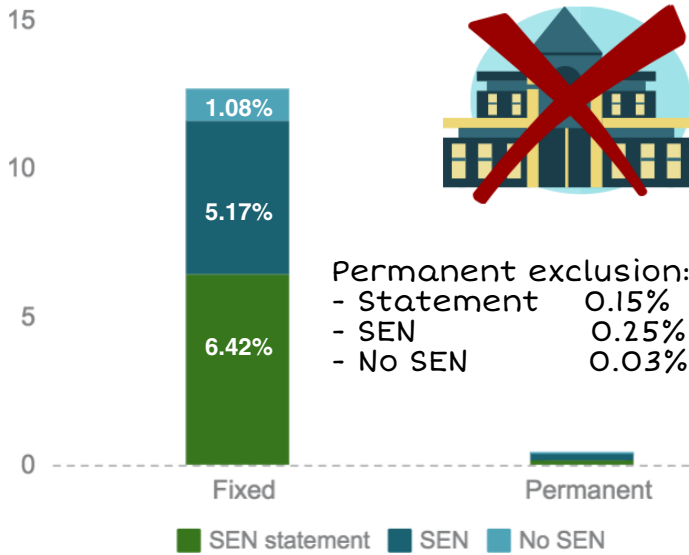
## % with SEN



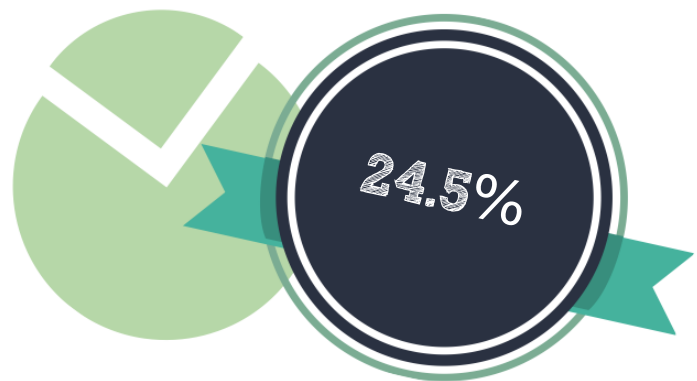
Proportion with a statement of SEN or an Education, Health & Care Plan



## Exclusions 2013/14



Children with a statement/EHCP who have an Autism Spectrum Condition



79.1%

### BEFORE reforms introduced in Sept 2014

79.1% of all statements were completed within 26 weeks in 2014.

61.5%

### By Jan 2015, AFTER reforms introduced

61.5% of all statements were completed within 20 weeks by Jan 2015.

Note

Transfer timescales have now been extended